

## 升級再造



紙包飲品盒、膠樽、廁紙筒、雨遮套... 這些日常物品，除了掉，還可以用來做甚麼？

原來可以用來造散紙包、豬仔錢罌、杯墊及其他你意想不到的東西，快上我們的 facebook 看一看，居家抗疫，都可以一同發揮創意。



智在環保 WISDOM REGENERATION

## 飲料如何選擇？

炎炎夏日，小編在起市或便利店選購飲品時遇到這個煩惱：我應該選購甚麼容器飲品？玻璃樽？鋁罐？膠樽？三種物質都不易被分解，一旦被棄置於堆填區，分分鐘要數百年才能被分解。你會如何選擇？

	味道	環保		
		運送過程	回收率	重用
玻璃樽	最能保持溫度、最	需要空間和燃	低	可重用
鋁罐	傳熱快，最容易冷卻，不透氣	需要空間和燃料較少	較高	較難重用
膠樽	容易漏氣	需要空間和燃料較少	低	可重用



參與測試計劃至本月底結束，謝謝大家參與。請填妥測試後意見調查，然後交回管理處，我們會回餽小禮物。

## 八月通訊 建益大樓住戶



智在環保  
Wisdom Regeneration

### 回顧 7 月廢物量

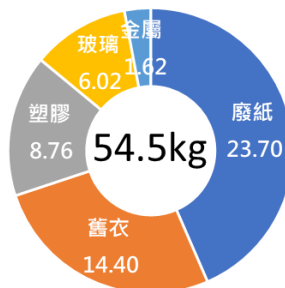
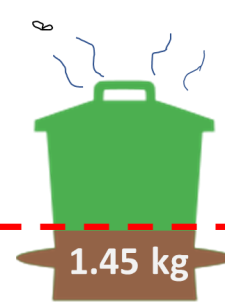
有幾多垃圾？

平均廢物量(每戶每日)

廢物總重量 (kg)



\*2018年香港每人每日平均1.53 kg

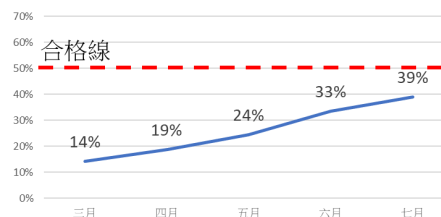


建益大樓上月共有 4,731 公斤垃圾，而每戶平均每日產生 1.45 公斤垃圾，是測試期內最高紀錄。這對於減廢來說，並不是一個好消息。

回收是一個幫助減廢的方法。在七月份，我們一共回收了 54.5 公斤的回收物，當中以廢紙、舊衣和塑膠最多。

住戶遵規率方面，雖然過去幾個月持續上升，但不足 5 成的遵規率是不理想，一旦實行廢物徵費，法團要留心違規情況。

### 住戶遵規率



## Upcycling



What do you think about beverage boxes, plastic bottles, toilet rolls, umbrella bags? Besides disposal, what can we do for them?

We can make coin pouches, piggy banks, coasters and other surprising items. Visit our facebook page. Let's share the gorgeous ideas about upcycling.



智在環保 WISDOM REGENERATION

### The choice of beverages

Are you confused when buying beverages in the marts or convenience stores? What should we choose to buy in terms of the containers? Glass bottles? Aluminum cans? Plastic bottles? These material can't be biodegradable. Once disposing in the landfills, it takes hundreds years to decompose. What is your choice?

	Tasty	Eco-Friendly		
		Transportation	Recycle rate	Reuse
<b>Glass bottles</b>	Keep temperature, Keep the most fizzy	Bulky and use more energy	Low	Reusable
<b>Aluminum Cans</b>	Temperate change quickly, Keep fizzy	Less space and use less energy	Relative high	Not easily reuse
<b>Plastic bottles</b>	Easy to go flat	Less space and use less energy	Low	Reusable



The trial scheme is nearly to the end. Thanks for your participation. Please help us to finish the questionnaire. You may redeem a gift if you return the questionnaire to the PMO.

## News in August

For Kin Yick Mansion



智在環保  
Wisdom Regeneration

### Review in July

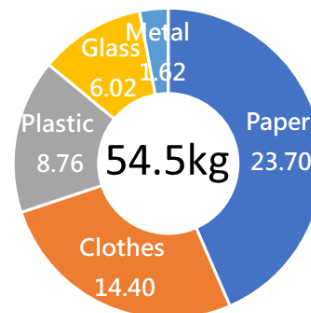
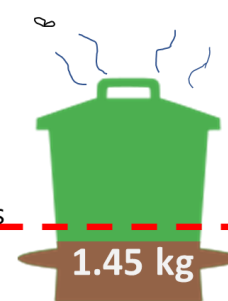
How much rubbish?



\*Disposal rate of waste in 2018 is 1.53 kg/person/day.

Disposal rate of waste (kg/person/day)

Total weight of waste (kg)



There was 4,731 kg waste disposal last month. The average weight of waste per household per day was 1.45 kg which is the highest during the trial period. It sounds not a good news for waste reduction.

Recycling is a mean to waste reduction. We have collected 54.5 kg recyclables in July. Paper, old clothes and plastic are the mainly components.

Regards to the compliance rate of designated bags, we are glad that the increasing trend of the figure in the period. But not reach the 50% of the figure implies that, once the MSW charging implementation, the OC should keep an eye on those not using the designated bags.

### Compliance Rate

